

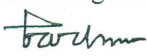
# Khulna University of Engineering & Technology

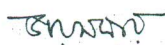
Result Sheet of 2<sup>nd</sup> Year 2<sup>nd</sup> Term Examination 2018


## Department of Textile Engineering

SL	Roll	Theory Courses					Sessional Courses			Backlog Course		Earned Credit	Weighted GP	GPA	Total Earned Credit	CGPA
		EE 2221 (3.00)	ME 2221 (4.00)	TE 2203 (4.00)	TE 2213 (3.00)	TE 2227 (4.00)	ME 2222 (0.75)	TE 2204 (0.75)	TE 2214 (0.75)	Course No.	Grade					
1	1621001	A+	A-	A	A-	B-	A	A+	B+			20.25	70.7500	3.49	82.50	3.50
2	1621002	A	C+	B	B+	B-	A-	A	A-			20.25	62.0625	3.06	82.50	2.94
3	1621003	A+	A+	A-	A	A	B+	A	A			20.25	76.3125	3.77	82.50	3.53
4	1621004	A+	A-	A+	A	A-	A+	A+	A+			20.25	76.2500	3.77	82.50	3.56
5	1621005	A+	A+	A+	A	A	A+	A+	A+			20.25	79.2500	3.91	82.50	3.84
6	1621006	A+	A+	A+	A+	A+	A+	A+	A+			20.25	81.0000	4.00	82.50	3.91
7	1621007	A+	A+	A+	A+	A+	A+	A+	A+			20.25	81.0000	4.00	82.50	3.83
8	1621008	A+	A+	A+	A+	A+	A+	A+	A+			20.25	81.0000	4.00	82.50	3.91
9	1621010	A+	A+	A-	A+	A+	A+	A+	A+			20.25	79.0000	3.90	82.50	3.59
10	1621011	B+	C+	C	B+	A-	B+	A	A			20.25	60.5625	2.99	81.00	2.87
11	1621012	A-	C+	C+	B	B-	A	A-	A-			20.25	58.5625	2.89	78.00	2.87
12	1621013	A+	A+	A+	A+	A+	A+	A+	A+			20.25	81.0000	4.00	82.50	3.77
13	1621014	B	C	B	B	B-	A+	A+	A			20.25	58.8125	2.90	78.00	2.88
14	1621015	A-	B+	B	B	C+	A	A+	A+			20.25	63.3125	3.13	81.00	3.07
15	1621016	A+	A+	A+	A-	A+	A-	A+	A			20.25	78.9375	3.90	81.00	3.49
16	1621017	B-	C+	B	C+	C	B+	A	B+			20.25	54.4375	2.69	62.00	2.65
17	1621018	A-	B-	A-	B+	B+	B+	A	A-			20.25	66.1250	3.27	82.50	3.06
18	1621019	B+	B-	B-	B	B	A-	A	A-			20.25	60.8125	3.00	81.00	2.88
19	1621020	A	B	B	B-	B+	B+	A	B+			20.25	64.1875	3.17	82.50	2.90
20	1621022	A+	B+	A	A	B+	A	A	A			20.25	72.6875	3.59	81.00	3.47
21	1621023	C+	C+	B-	B-	C+	B	A	A-			20.25	54.4375	2.69	70.50	2.63
22	1621024	A+	A+	A	A	A+	A+	A+	A+			20.25	79.2500	3.91	82.50	3.57
23	1621025	A+	A+	A+	A	A+	A+	A	A+			20.25	80.0625	3.95	82.50	3.66
24	1621026	B+	D	A-	B+	C+	B+	A	A			20.25	59.5625	2.94	70.50	2.73
25	1621027	B+	B-	B-	B	B-	A-	A-	A-			20.25	59.6250	2.94	78.00	2.75
26	1621028	A+	A-	A	A	A+	A+	A	A			20.25	76.8750	3.80	78.50	3.40
27	1621029	A+	A+	A-	A-	A	A+	A+	A			20.25	76.3125	3.77	82.50	3.62
28	1621030	A-	B	B+	A	A-	B+	A	A			20.25	68.8125	3.40	81.00	3.29
29	1621031	B+	B-	B	B	B	B+	A	A-			20.25	61.6250	3.04	81.00	2.95
30	1621032	A	C+	A-	B+	B-	A	A	A			20.25	64.4375	3.18	82.50	3.15
31	1621034	A+	A-	A-	A	A-	A+	A+	A+			20.25	74.2500	3.67	82.50	3.28
32	1621035	A+	B	A	B+	B+	A	A	A+			20.25	70.3750	3.48	82.50	3.10
33	1621036	A+	B+	A-	B	B	A-	A-	A			20.25	68.0625	3.36	82.50	3.24
34	1621037	A+	A+	A	B	A-	A+	A	A			20.25	74.6250	3.69	82.50	3.50
35	1621038	C+	B-	B+	C+	D	B+	A	A			20.25	55.0625	2.72	57.50	2.67
36	1621039	A	B	A-	B-	B-	A+	A-	A-			20.25	64.7500	3.20	82.50	3.19
37	1621040	A+	A	A-	A	A-	A	A	A+			20.25	74.8750	3.70	82.50	3.25
38	1621041	A+	A+	B+	A-	A-	A-	A	A			20.25	73.7500	3.64	82.50	3.09
39	1621042	B-	D	C+	C+	C+	A+	A	A+			20.25	52.5625	2.60	82.50	2.92
40	1621043	A-	B-	B-	B+	B+	A	A	A			20.25	63.6875	3.15	78.50	3.22

Tabulators' Signature (with date)

1.   
24.02.19

2.   
24.02.2019

  
24.02.19

Chairman, Examination Committee

